



Int Europe Class WC 2010



Arkösund, Sweden

Result Male Europe Class World Championship 2010 Arkösund









Overall

Sailed: 11, Discards: 2, To count: 9, Entries: 92, Scoring system: Appendix A

Rank	Year	HelmName	Nat	SailNo	R1	R2	R3	R4	R5	R6	R7	R8	R9	R10	R11	Total	Nett
1	1988	Sven Stadel	ESP	4	6.0	5.0	5.0	(56.0)	13.0	3.0	8.0	4.0	5.0	1.0	(16.0)	122.0	50.0
2	1994	Tobias Hemdorff	DEN	9	2.0	8.0	(22.0)	5.0	11.0	10.0	5.0	(34.0)	1.0	9.0	6.0	113.0	57.0
3	1995	Kaarle Tapper	FIN	11	11.0	15.0	6.0	(46.0)	6.0	4.0	6.0	2.0	4.0	21.0	(24.0)	145.0	75.0
4	1992	Hampus Appelgren	SWE	3632	14.0	18.0	(42.0)	3.0	30.0	2.0	2.0	3.0	2.0	12.0	(70.0)	198.0	86.0
5	1982	David Kearley	ESP	257	18.0	11.0	19.0	(20.0)	1.0	1.0	7.0	7.0	18.0	(31.0)	9.0	142.0	91.0
6	1992	Juan Calvo	ESP	10	10.0	22.0	4.0	6.0	19.0	(93.0 BFD)	27.0	(50.0)	19.0	2.0	3.0	255.0	112.0
7	1987	Sylvain Notonier	FRA	56	30.0	12.0	8.0	21.0	31.0	(93.0 BFD)	15.0	1.0	(93.0 BFD)	6.0	14.0	324.0	138.0
8	1991	Kristian Hammarstrøm	NOR	382	5.0	9.0	41.0	(70.0)	17.0	7.0	1.0	(93.0 BFD)	6.0	13.0	40.0	302.0	139.0
9	1987	Veith Nicklas	ESP	669	12.0	(37.0)	16.0	8.0	5.0	8.0	(93.0 DSQ)	32.0	27.0	23.0	8.0	269.0	139.0
10	1994	Emil Bengtson	SWE	3625	7.0	3.0	(93.0 BFD)	35.0	(81.0)	12.0	41.0	13.0	8.0	4.0	34.0	331.0	157.0
11	1991	Carl-Fredrik Fock	SWE	3517	3.0	4.0	30.0	32.0	32.0	(40.0)	9.0	10.0	7.0	32.0	(48.0)	247.0	159.0
12	1992	Martin Frigstad Pedersen	NOR	418	9.0	41.0	43.0	(58.0)	(55.0)	16.0	24.0	5.0	12.0	5.0	4.0	272.0	159.0
13	1993	Philip Gudinge	SWE	3502	23.0	30.0	(35.0)	25.0	7.0	(34.0)	14.0	14.0	20.0	17.0	13.0	232.0	163.0
14	1986	Ivan Moreno Costa	ESP	561	28.0	10.0	28.0	26.0	21.0	25.0	(32.0)	22.0	9.0	(60.0)	2.0	263.0	171.0
15	1993	Moritz Kuralt	GER	1551	33.0	25.0	23.0	28.0	(40.0)	13.0	3.0	11.0	10.0	(56.0)	28.0	270.0	174.0
16	1992	Erik Lindahl	FIN	20	44.0	17.0	17.0	4.0	9.0	(62.0)	31.0	29.0	11.0	18.0	(93.0 BFD)	335.0	180.0
17	1984	Marc Paris	ESP	433	17.0	33.0	25.0	9.0	3.0	(93.0 BFD)	(63.0)	18.0	32.0	3.0	53.0	349.0	193.0
18	1995	Lars Johan Brodtkorb	NOR	428	(93.0 DNC)	(93.0 DNC)	40.0	10.0	20.0	5.0	20.0	42.0	3.0	48.0	12.0	386.0	200.0
19	1970	Jouni Kokko	FIN	77	22.0	23.0	(61.0)	15.0	14.0	(59.0)	22.0	27.0	22.0	53.0	30.0	348.0	228.0
20	1992	Albert Codinachs	ESP	650	39.0	(61.0)	45.0	12.0	18.0	20.0	(47.0)	31.0	41.0	11.0	15.0	340.0	232.0
21	1991	Simon Klint Bergh	DEN	12	26.0	29.0	(49.0)	36.0	(52.0)	33.0	21.0	12.0	24.0	8.0	44.0	334.0	233.0
22	1988	Ton Thörn	SWE	3448	13.0	13.0	34.0	(69.0)	28.0	48.0	(56.0)	19.0	43.0	19.0	22.0	364.0	239.0
23	1987	Rui Sancho	POR	222	(93.0)	21.0	20.0	1.0	8.0	36.0	55.0	48.0	(74.0)	14.0	39.0	409.0	242.0

					BFD)													
24	1992	Oscar Widestam	 NOR	408	27.0	(70.0)	3.0	23.0	39.0	29.0	(71.0)	60.0	15.0	36.0	20.0	393.0	252.0	
25	1992	Nils Åkervall	 SWE	42	(93.0 BFD)	20.0	38.0	42.0	65.0	43.0	12.0	9.0	13.0	10.0	(93.0 DNF)	438.0	252.0	
26	1993	Okko Kontinen	 FIN	827	45.0	28.0	13.0	13.0	10.0	(57.0)	37.0	33.0	33.0	40.0	(64.0)	373.0	252.0	
27	1988	Nicola Monti	 ITA	1177	34.0	7.0	31.0	49.0	49.0	11.0	16.0	8.0	50.0	(57.0)	(63.0)	375.0	255.0	
28	1987	Arne Berg	 GER	61	15.0	6.0	52.0	(83.0)	44.0	21.0	13.0	16.0	63.0	(65.0)	26.0	404.0	256.0	
29	1994	Mathias Livbjerg	 DEN	8	(93.0 BFD)	32.0	15.0	53.0	36.0	6.0	17.0	20.0	(58.0)	24.0	55.0	409.0	258.0	
30	1993	Mikka Nikkilä	 FIN	111	49.0	38.0	2.0	18.0	4.0	58.0	43.0	(93.0 DNC)	16.0	(74.0)	31.0	426.0	259.0	
31	1992	Tomas Westerbrand	 SWE	3643	24.0	14.0	(59.0)	(50.0)	35.0	44.0	30.0	40.0	26.0	42.0	10.0	374.0	265.0	
32	1969	Custódio Martins	 POR	231	16.0	42.0	33.0	37.0	24.0	28.0	33.0	(45.0)	36.0	30.0	(61.0)	385.0	279.0	
33	1988	Ghislain Remond	 FRA	5627	20.0	27.0	1.0	(59.0)	38.0	32.0	(73.0)	44.0	25.0	52.0	42.0	413.0	281.0	
34	1994	August Bomholt	 DEN	11	38.0	43.0	(53.0)	43.0	22.0	9.0	45.0	(56.0)	45.0	37.0	7.0	398.0	289.0	
35	1993	Albin Gipperth	 SWE	21	1.0	16.0	(93.0 DNF)	93.0 DNE	60.0	37.0	11.0	(93.0 BFD)	30.0	22.0	21.0	477.0	291.0	
36	1992	Holger Tidemand	 SWE	11	4.0	52.0	93.0 DNE	14.0	42.0	45.0	4.0	(93.0 DNC)	31.0	7.0	(93.0 DNC)	478.0	292.0	
37	1993	Gustav Petterson	 SWE	3635	46.0	31.0	18.0	38.0	(93.0 DSQ)	(79.0)	19.0	6.0	61.0	49.0	27.0	467.0	295.0	
38	1995	Andreas Bekker Jeppesen	 DEN	96	42.0	40.0	47.0	2.0	16.0	54.0	(78.0)	55.0	14.0	26.0	(93.0 BFD)	467.0	296.0	
39	1993	Magnus Andersen	 NOR	430	41.0	45.0	11.0	34.0	29.0	30.0	28.0	41.0	(93.0 BFD)	41.0	(49.0)	442.0	300.0	
40	1994	Nicholas Fadler Martinsen	 NOR	421	(93.0 BFD)	58.0	57.0	24.0	27.0	(73.0)	10.0	15.0	72.0	16.0	25.0	470.0	304.0	
41	1995	John Diedrichs	 SWE	3638	43.0	(60.0)	26.0	7.0	56.0	17.0	(89.0)	59.0	39.0	27.0	33.0	456.0	307.0	
42	1993	David Kölby	 SWE	3605	(93.0 BFD)	19.0	7.0	45.0	41.0	26.0	59.0	23.0	51.0	47.0	(67.0)	478.0	318.0	
43	1991	Carl Hagberg	 SWE	3549	8.0	24.0	27.0	16.0	58.0	41.0	67.0	(70.0)	44.0	(76.0)	43.0	474.0	328.0	
44	1990	Thijs Smit	 NED	727	21.0	53.0	46.0	(81.0)	34.0	47.0	25.0	25.0	69.0	(72.0)	11.0	484.0	331.0	
45	1992	Oskar Häger	 SWE	3519	(93.0 BFD)	36.0	24.0	19.0	70.0	18.0	72.0	26.0	(93.0 BFD)	15.0	52.0	518.0	332.0	
46	1989	Andrea Ferracuti	 ITA	5	66.0	(74.0)	10.0	61.0	12.0	38.0	44.0	51.0	29.0	28.0	(76.0)	489.0	339.0	
47	1993	Gustav Larsson	 SWE	3570	32.0	47.0	39.0	(75.0)	57.0	23.0	42.0	21.0	47.0	39.0	(58.0)	480.0	347.0	
48	1978	Martin Kotte	 GER	24	35.0	50.0	29.0	52.0	23.0	50.0	(53.0)	30.0	(65.0)	35.0	50.0	472.0	354.0	
49	1992	Jon Aksel Mortensen	 NOR	300	36.0	26.0	36.0	67.0	37.0	31.0	39.0	36.0	(93.0 BFD)	54.0	(93.0 BFD)	548.0	362.0	
50	1992	Ekaitz Garrido	 ESP	666	(93.0 BFD)	(93.0 BFD)	12.0	17.0	75.0	27.0	23.0	38.0	49.0	70.0	57.0	554.0	368.0	
51	1993	Marcus Anjemark	 SWE	3547	29.0	1.0	72.0	71.0	(93.0 BFD)	14.0	46.0	46.0	48.0	46.0	(93.0 BFD)	559.0	373.0	
52	1990	Gustaf Wallenberg	 SWE	3584	25.0	68.0	14.0	44.0	59.0	(75.0)	(76.0)	62.0	28.0	25.0	51.0	527.0	376.0	
53	1993	Marcus Höglander	 SWE	8	73.0	(93.0 DNC)	68.0	54.0	2.0	66.0	50.0	(93.0 DNC)	21.0	43.0	1.0	564.0	378.0	

54	1989	Aleix Subira		634	55.0	62.0	51.0	22.0	(93.0 BFD)	46.0	(68.0)	64.0	40.0	45.0	5.0	551.0	390.0
55	1987	Pau Schilt Catafal		651	47.0	(84.0)	60.0	11.0	46.0	24.0	81.0	(93.0 DNC)	42.0	68.0	18.0	574.0	397.0
56	1991	Mads Lindtrup		38	62.0	55.0	21.0	33.0	(69.0)	42.0	48.0	39.0	(68.0)	61.0	36.0	534.0	397.0
57	1990	Sönke Herrmann		1510	19.0	44.0	50.0	(74.0)	63.0	55.0	54.0	24.0	(73.0)	67.0	37.0	560.0	413.0
58	1992	Patrik Sturesson		3465	(93.0 BFD)	35.0	69.0	55.0	15.0	49.0	62.0	58.0	37.0	34.0	(71.0)	578.0	414.0
59	1993	Pontus Johansson		3513	67.0	46.0	54.0	27.0	(80.0)	56.0	38.0	63.0	34.0	(81.0)	38.0	584.0	423.0
60	1994	Marcus Bergqvist		3640	37.0	(75.0)	44.0	62.0	(67.0)	53.0	66.0	47.0	52.0	38.0	29.0	570.0	428.0
61	1992	Jacob Cholewa		10	57.0	69.0	32.0	40.0	48.0	15.0	65.0	(75.0)	(78.0)	66.0	41.0	586.0	433.0
62	1993	Klaus Rønn Madsen		1739	50.0	54.0	(73.0)	30.0	68.0	65.0	29.0	17.0	67.0	63.0	(72.0)	588.0	443.0
63	1991	John Käll		19	(93.0 BFD)	34.0	(87.0)	84.0	50.0	52.0	58.0	28.0	35.0	55.0	47.0	623.0	443.0
64	1992	Nicolas D'Hondt		959	51.0	39.0	58.0	(79.0)	79.0	(93.0 DNF)	40.0	49.0	38.0	29.0	62.0	617.0	445.0
65	1988	Adria Codinach		637	(93.0 BFD)	(93.0 DSQ)	63.0	57.0	93.0 DNF	19.0	51.0	93.0 DNC	17.0	20.0	78.0	677.0	491.0
66	1994	Max Hasselblatt		819	31.0	2.0	64.0	(88.0)	71.0	78.0	26.0	(93.0 BFD)	64.0	79.0	79.0	675.0	494.0
67	1994	Eddie Klemets		3360	64.0	79.0	65.0	31.0	(85.0)	22.0	61.0	72.0	55.0	(87.0)	46.0	667.0	495.0
68	1993	Oskar Sömermaa		3616	52.0	56.0	(76.0)	63.0	(78.0)	68.0	18.0	43.0	62.0	69.0	66.0	651.0	497.0
69	1993	Rafael Reyes		636	61.0	80.0	9.0	29.0	25.0	(93.0 DNC)	86.0	78.0	(93.0 BFD)	51.0	93.0 BFD	698.0	512.0
70	1990	Jakub Rozsypal		98	40.0	63.0	79.0	77.0	26.0	67.0	34.0	(93.0 BFD)	60.0	(83.0)	68.0	690.0	514.0
71	1992	Henrik Bey		1428	70.0	67.0	(82.0)	39.0	33.0	60.0	75.0	79.0	56.0	(86.0)	45.0	692.0	524.0
72	1992	Benjamin Winter		1481	53.0	49.0	48.0	(76.0)	72.0	51.0	57.0	68.0	53.0	(73.0)	73.0	673.0	524.0
73	1994	Pontus Dackhammar		3600	(93.0 BFD)	64.0	67.0	64.0	45.0	(81.0)	79.0	61.0	46.0	44.0	65.0	709.0	535.0
74	1991	René Lund		69	(93.0 BFD)	81.0	80.0	(82.0)	53.0	63.0	70.0	53.0	23.0	59.0	54.0	711.0	536.0
75	1990	Dimitri Simons		726	59.0	73.0	70.0	48.0	(77.0)	77.0	(93.0 DNC)	74.0	71.0	58.0	19.0	719.0	549.0
76	1987	Frédéric Tarnowski		5426	58.0	51.0	81.0	(89.0)	76.0	39.0	52.0	57.0	76.0	(82.0)	60.0	721.0	550.0
77	1992	Johan Grip		18	(93.0 BFD)	85.0	37.0	51.0	47.0	74.0	69.0	(93.0 DNC)	81.0	80.0	32.0	742.0	556.0
78	1993	Emil Lund		99	60.0	(93.0 DNC)	(78.0)	66.0	61.0	71.0	64.0	54.0	66.0	64.0	56.0	733.0	562.0
79	1992	Johan Lanner		3509	(93.0 BFD)	66.0	55.0	47.0	54.0	83.0	60.0	65.0	77.0	62.0	(93.0 DNF)	755.0	569.0
80	1992	Alexander Nuija		3620	(93.0 BFD)	59.0	(86.0)	72.0	62.0	61.0	49.0	37.0	83.0	78.0	74.0	754.0	575.0
81	1994	Jeremi Zimny		22	48.0	57.0	71.0	68.0	(93.0 DNF)	80.0	88.0	76.0	(93.0 BFD)	71.0	17.0	762.0	576.0
82	1962	Patrick Chevalier		5649	65.0	72.0	66.0	41.0	51.0	64.0	80.0	66.0	75.0	(88.0)	(93.0 DNC)	761.0	580.0
83	1975	Paulo Vieira		192	(93.0 DNC)	(93.0 DNC)	74.0	60.0	64.0	72.0	35.0	67.0	54.0	93.0 DSQ	69.0	774.0	588.0
84	1988	Till Gusky		1370	56.0	78.0	75.0	65.0	73.0	(84.0)	82.0	69.0	59.0	(85.0)	35.0	761.0	592.0

85	1994	Sebastian Novak	 SWE	3633	68.0	71.0	(93.0 DSQ)	(93.0 DNF)	93.0 DNE	35.0	74.0	52.0	80.0	33.0	93.0 DNE	785.0	599.0
86	1990	Rasmus Hjordt Hansen	 DEN	90	(93.0 BFD)	(93.0 DNC)	85.0	87.0	43.0	70.0	36.0	35.0	84.0	75.0	93.0 DNF	794.0	608.0
87	1992	Claes Törnsten	 SWE	12	54.0	48.0	62.0	78.0	84.0	82.0	77.0	(93.0 DNC)	(93.0 BFD)	50.0	77.0	798.0	612.0
88	1963	Jean-François Guillaumin	 FRA	5475	71.0	76.0	(88.0)	80.0	66.0	(86.0)	84.0	80.0	70.0	77.0	23.0	801.0	627.0
89	1994	Sven Möller	 GER	44	72.0	65.0	56.0	85.0	82.0	85.0	(87.0)	77.0	57.0	(89.0)	75.0	830.0	654.0
90	1982	Marc Werner	 GER	17	63.0	82.0	(83.0)	73.0	74.0	76.0	83.0	73.0	79.0	(84.0)	59.0	829.0	662.0
91	1970	Paulo Marta	 POR	5	74.0	83.0	84.0	(90.0)	86.0	87.0	85.0	71.0	82.0	(90.0)	80.0	912.0	732.0
92	1978	Olivier Lalance	 FRA	5620	69.0	77.0	77.0	86.0	83.0	69.0	(93.0 DNC)	(93.0 DNC)	93.0 DNC	93.0 DNC	93.0 DNC	926.0	740.0

Sailwave Scoring Software 2.02 build 4

<http://www.sailwave.com/>